



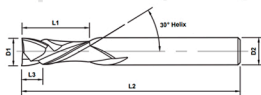
# FRESAS DE METAL DURO PARA CNC Y ROUTER

*PARA MADERA, MDF, PLÁSTICOS Y ALUMINIO*



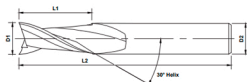
¡TAMBIÉN DISPONIBLES LOS CONOS  
PORTA FRESAS PARA ROUTER ISO 20, 25 Y 30!

## FRESA DE 2 CORTES Compression (910-0)



OD	LOC	UPCUT	SHK	OAL	General Wood
D1	L1	L3	D2	L2	Part ID
6	25	11	6	64	910-002
8	25	11	8	64	910-004
10	35	15.4	10	76	910-006
12	35	15.4	12	76	910-008
20	50	22	20	100	910-010

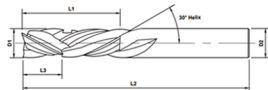
## FRESA DE 2 CORTES Upcut Spiral (904-0)



OD	LOC	SHK	OAL	General Wood
D1	L1	D2	L2	Part ID
4	16	6	64	904-002
5	20	6	64	904-004
6	25	6	64	904-006
8	25	8	64	904-008
10	35	10	76	904-010
12	35	12	76	904-012
14	50	14	88	904-014
16	55	16	100	904-016

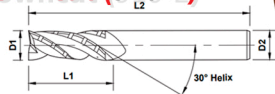


## FRESA DE 3 CORTES Compression (918-0)



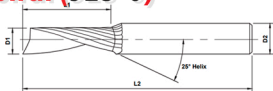
OD	LOC	UPCUT	SHK	OAL	General Wood
D1	L1	L3	D2	L2	Part ID
6	25	11.0	6	64	918-002
8	25	11.0	8	64	918-004
10	35	15.4	10	76	918-006
12	35	15.4	12	76	918-008

## FRESA DE 3 CORTES Downcut (916-2)



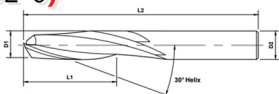
OD	LOC	SHK	OAL	General Wood
D1	L1	D2	L2	Part ID
8	25	8	64	916-202
10	35	10	76	916-204
12	35	12	76	916-206
16	55	16	100	916-208
18	60	18	120	916-210

## FRESA DE 1 CORTE Spiral (923-0)



OD	LOC	SHK	OAL	Soft Plastic, General Wood
D1	L1	D2	L2	Part ID
3	12	3	50	923-004
	12	6	50	923-010
	12	6	63	923-018
4	12	6	63	923-020
	14	6	50	923-012
	10	5	50	923-006
5	10	6	50	923-014
	16	6	50	923-016
	19	6	63	923-022
6	30	6	75	923-024

## FRESA DE 1 CORTE (802-0)



OD	LOC	SHK	OAL	Hard Plastic and Aluminum
D1	L1	D2	L2	Part ID
3/16	5/8	1/4	2	802-006
	3/4	1/4	2	802-024
5/16	13/16	3/8	2-1/2	802-014
	1-1/8	5/16	3	-
3/8	7/8	3/8	2-1/2	802-016

## Características de los cortes y geometrías



**1 Filo:** Buena elección para materiales suaves. Proveen buena terminación y un corte del material más rápido.

**2 Filos:** Buena elección para materiales duros. Proveen una excelente terminación del material.



## CONOS PARA ROUTER ISO-ER Y PULLSTUD 15°



ISO20/25\_ER\_M



ISO30\_ER

Model No.	Clamping Range(d)	D	L	Collet Type	
ISO20 ER16-030M	1~10	22	30	ER16	
ISO25 ER20-035M	1~13	28	35	ER20	
ISO30	ER16-055	1~10	28	55	ER16
	ER20-060	1~13	34	60	ER20
	ER25-060	2~16	42	60	ER25
	ER32-060	2~20	50	60	ER32

## TIRADORES



- ISO20 15°
- ISO25 15°
- ISO30 15°

